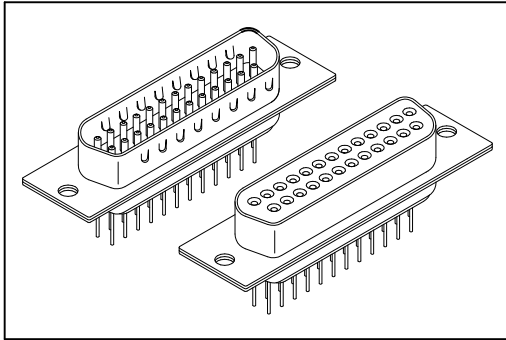


# 7905 Series

## D-SUB Straight Type



### Material:

Housing: Thermoplastic Polyester Glass Filled UL94V-0.

Contacts: Copper Alloy.

Shell: Metal.

### Electrical Characteristics:

Current Rating: 1 A.

Dielectric Withstanding Voltage: AC 1000V.

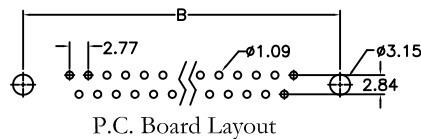
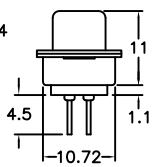
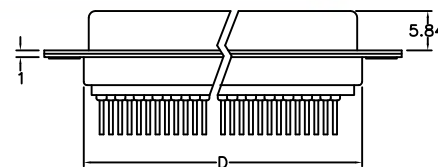
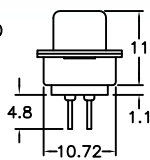
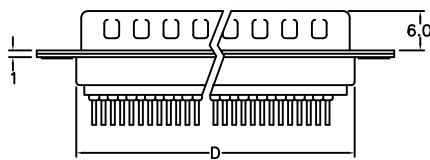
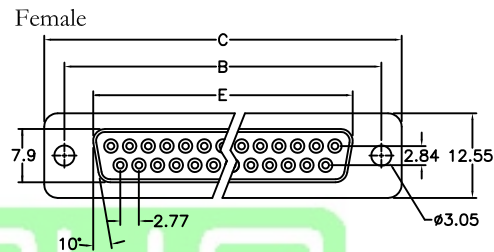
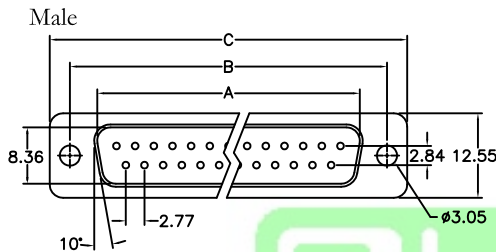
Insulator Resistance: 1000M  $\Omega$ min.

Contact Resistance: 20m $\Omega$  max.

Operating Temperature: -55°C~+105°C.

### Features:

Mates with: 7901, 7907, 7908.



| Position | Dimension |       |       |       |       |
|----------|-----------|-------|-------|-------|-------|
|          | A         | B     | C     | D     | E     |
| 9        | 16.92     | 24.99 | 30.81 | 19.28 | 16.33 |
| 15       | 25.25     | 33.32 | 39.14 | 27.51 | 24.66 |
| 25       | 38.96     | 47.04 | 53.04 | 41.30 | 38.38 |
| 37       | 55.42     | 63.50 | 69.32 | 57.71 | 54.84 |

## Ordering information

7905- 37 M T  
Series Position M: Male T: Tin Shell  
F: Female

U C  
U: Blue C: Selective Gold  
B: Black Plated  
W: White G: Gold Plated

00 N1  
00: G/F Blank: Standard Type  
N1: See Page A167

A  
A: Tray Package

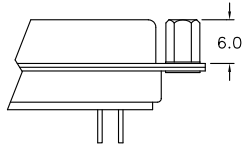
\* Please consult factory for details on 50 pin.

# Mounting Option



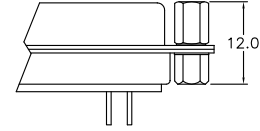
## Option N1

With NUTS #4-40 Threaded  
Riveted On Face Side



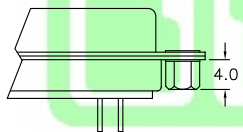
## Option N1N6

With NUTS #4-40 Threaded  
Riveted On Face Side and  
Jack Screws Assembled



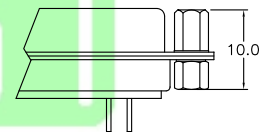
## Option N2

With NUTS #4-40 Threaded  
Riveted On Rear Side



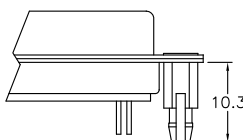
## Option N2N6

With NUTS #4-40 Threaded  
Riveted On Rear Side and  
Jack Screws Assembled



## Option N3

With #4-40 Threaded Riveted  
Brackets (Board Locks)



## Option N3N6

With #4-40 Threaded Riveted  
Brackets and Jack Screws  
Assembled

