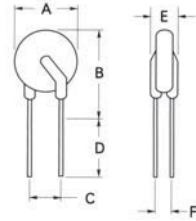
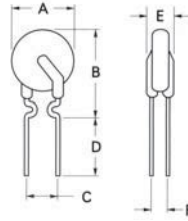



## Positive Temperature Coefficient (PTC) Fuses

### T60

Industry-control system, micro-electrical-motors, automobile electronic equipment. Etc.

(Copper lead wire)  
T60-010/160-090 0.68  
T60-110/160-375 0.81



Cat No.	Model	L <sub>H</sub> A	L <sub>T</sub> A	V <sub>max</sub> V	I <sub>max</sub> A	P <sub>dmax</sub> W	R <sub>min</sub>	R <sub>max</sub>	A (max)	B (max)	C (typ)	D (min)
							4.50	6.50				
N/A	T60-010	0.10	0.20	60	40	0.38	4.50	6.50	7.4	12.7	5.1	7.6
N/A	T60-017	0.17	0.34	60	40	0.49	3.50	5.51	7.4	12.7	5.1	7.6
N/A	T60-020	0.20	0.40	60	40	0.42	1.95	3.85	7.4	12.7	5.1	7.6
N/A	T60-025	0.25	0.50	60	40	0.46	1.35	2.15	7.4	12.7	5.1	7.6
TS-C034	T60-030	0.30	0.60	60	40	0.50	0.90	1.56	7.4	13.0	5.1	7.6
N/A	T60-040	0.40	0.80	60	40	0.57	0.65	0.95	7.6	13.5	5.1	7.6
TS-C033	T60-050	0.50	1.00	60	40	0.79	0.60	0.87	7.9	13.7	5.1	7.6
N/A	T60-065	0.65	1.30	60	40	0.95	0.41	0.65	9.7	14.5	5.1	7.6
TS-C035	T60-075	0.75	1.58	60	40	0.98	0.28	0.45	10.4	15.2	5.1	7.6
TS-C036	T60-090	0.90	1.80	60	40	0.12	0.22	0.35	11.7	15.8	5.1	7.6
TS-C037	T60-110	1.10	2.20	60	40	1.60	0.18	0.30	13.0	18.0	5.1	7.6
N/A	T60-135	1.35	2.70	60	40	1.80	0.13	0.25	14.5	19.6	5.1	7.6
N/A	T60-160	1.60	3.20	60	40	2.00	0.10	0.17	16.3	21.3	5.1	7.6
TS-C038	T60-185	1.85	3.70	60	40	2.20	0.09	0.15	17.8	22.9	5.1	7.6
TS-C039	T60-250	2.50	5.00	60	40	2.60	0.06	0.09	21.3	26.4	10.2	7.6
N/A	T60-300	3.00	6.00	60	40	2.90	0.04	0.07	24.9	30.0	10.2	7.6
N/A	T60-375	3.75	7.50	60	40	3.30	0.03	0.06	28.5	33.5	10.2	7.6